

# Non-linear resistors

## Student Group

First Name	Surname	Matrikel Nr.

## Table of Contents

Nonlinear resistors ..... 2

## Nonlinear resistors

All resistors examined so far are linear resistors, for which the characteristic curve  $I=f(U)$  is a straight line, s. [figure 1](#). The resistance value of a linear resistor is independent of the current  $I$  flowing through it or the applied voltage  $U$ .

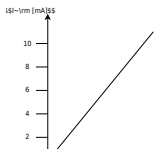


Fig. 1: Characteristic curve of a linear resistor

With nonlinear resistors, there is no proportionality between current and voltage. The characteristic curve of such a resistor is shown in [figure 2](#). With these resistors, we talk about static resistance ( $R$ ) and dynamic (or differential) resistance ( $r$ ). The static resistance is determined for a specific operating point: at a specific voltage, the current is read from the resistance characteristic curve. The calculation is performed according to Ohm's law:

$$R = \frac{U}{I}$$

The differential resistance around the operating point is calculated from the current difference caused by a change in the applied voltage:

$$r = \frac{\Delta U}{\Delta I}$$

Fig. 2: Characteristic curve of a nonlinear resistor

A light bulb is examined as an example of a nonlinear resistor. Set up the measuring circuit shown in [figure 3](#).

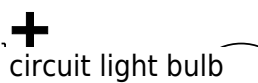
**power supply** + 

Fig. 3: Measuring circuit light bulb

Set the voltage on the power supply to the voltage values from [table 1](#). Measure the corresponding current values and enter them in [table 1](#).

$U$ [V]	0.5	1.0	2.0	3.0	4.0	5.0	6.0	7.0	8.0
$I$ [mA]									

Tab. 1: Values characteristic curve light bulb

Create the characteristic curve  $I = f(U)$ , s. figure ##




Fig. ##: Characteristic curve light bulb

Calculate the static resistance  $R$  at the operating point  $U = \text{7.0 V}$ :

Calculate the dynamic resistance  $r$  at the operating point  $U = \text{7.0 V}$ :

Compare the values with the values from table ## (direct resistance measurement)

From:

<https://wiki.mexle.te.hs-heilbronn.de/> - MEXLE Wiki

Permanent link:

[https://wiki.mexle.te.hs-heilbronn.de/lab\\_electrical\\_engineering/1\\_resistors/nonlinear-resistors?rev=1773109756](https://wiki.mexle.te.hs-heilbronn.de/lab_electrical_engineering/1_resistors/nonlinear-resistors?rev=1773109756)

Last update: 2026/03/10 03:29

